

Statistical and Qualitative Needs Assessment Survey

Fall 2008

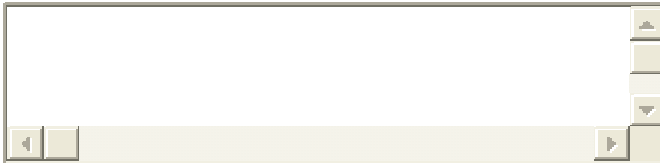
Libraries & Media Services is conducting a survey of the statistical and qualitative software and service needs of students, faculty, and staff at Kent State University. Your responses to the following items will provide valuable input to our planning.

1. What do you use for statistical and qualitative software? (Please check all that apply.)
 - ☐ Office computer
 - ☐ Home computer
 - ☐ Campus lab
 - ☐ Unix Server (research.kent.edu -- SSH Secure Shell)

2. If statistical and qualitative software were available in campus labs ONLY, would you use the software?
 - ☐ Yes
 - ☐ No
 - ☐ Not sure

3. From the following list of QUALITATIVE software please indicate those that are most important for teaching and research in your discipline. (Please check all that apply.)
 - ☐ Atlas TI
 - ☐ Ethnograph
 - ☐ HyperRESEARCH
 - ☐ MAXqda2
 - ☐ NVivo
 - ☐ SPSS Text Analysis for Surveys
 - ☐ Other (please list in #4)

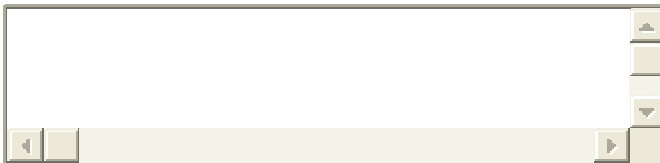
4. If you checked "other" above, please list:



5. From the following list of GENERAL STATISTICAL software please indicate those that are most important for teaching and research in your discipline. (Please check all that apply.)

- ☐ MatLab
- ☐ MPlus
- ☐ SAS
- ☐ SAS--JMP
- ☐ SPSS for Mac
- ☐ SPSS for Windows
- ☐ STATA
- ☐ Other (please list in #6)

6. If you checked "other" above, please list:



7. From the following list of SPECIALTY STATISTICAL software please indicate those that are most important for teaching and research in your discipline. (Please check all that apply.)

- ☐ AMOS
- ☐ SPSS Dimensions
- ☐ EQS
- ☐ HLM
- ☐ LISREL
- ☐ MPlus
- ☐ PC ORD
- ☐ Other (please list in #8)

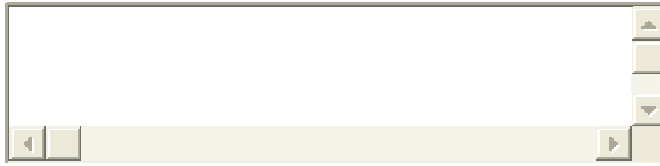
8. If you checked "other" above, please list:

9. What QUALITATIVE techniques are typically used in your research or in research in your field?

10. What UNIVARIATE PARAMETRIC techniques are typically used in your research or in research in your field? (Please check all that apply.)

- ☐ Descriptive statistics
- ☐ Students t-test
- ☐ ANOVA family
- ☐ Pearson's Correlation Coefficient
- ☐ Regression family
- ☐ Other (please list in #11)

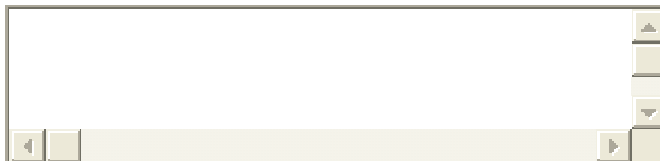
11. If you checked "other" above, please list:



12. What MULTIVARIATE techniques are typically used in your research or in research in your field? (Please check all that apply.)

- ☐ MANOVA
- ☐ Cluster Analysis/Discriminant Function Analysis
- ☐ Repeated Measures
- ☐ Time Series
- ☐ Structural Equation Modeling
- ☐ Hierarchical Linear Modeling
- ☐ Factor Analysis/Principal Components Analysis
- ☐ Other (please list in #13)

13. If you checked "other" above, please list:



14. What NON-PARAMETRIC techniques are typically used in your research or in research in your field? (Please check all that apply.)

- ☐ Chi square
- ☐ Kruskal-Wallis
- ☐ Mann-Whitney U
- ☐ Spearman's Correlation Coefficient
- ☐ Kendall's tau
- ☐ Kolmogorov-Smirnov
- ☐ Cohen's kappa
- ☐ Other (please list in #15)

15. If you checked "other" above, please list:

◀
▶

How likely are you to use the following services in the future?					
		very likely	likely	unlikely	not at all likely
16.	Regularly-offered seminars on each software package licensed	<input type="checkbox"/>	<input type="checkbox"/>	<input type="checkbox"/>	<input type="checkbox"/>
17.	On-demand seminars for small groups on specific statistical and/or qualitative software issues	<input type="checkbox"/>	<input type="checkbox"/>	<input type="checkbox"/>	<input type="checkbox"/>
18.	Online help and documentation provided through the Libraries and Media Services web site.	<input type="checkbox"/>	<input type="checkbox"/>	<input type="checkbox"/>	<input type="checkbox"/>
19.	On-demand instruction tailored for specific class requirements	<input type="checkbox"/>	<input type="checkbox"/>	<input type="checkbox"/>	<input type="checkbox"/>
20.	User Listserv (e.g., SPSS User Listserv)	<input type="checkbox"/>	<input type="checkbox"/>	<input type="checkbox"/>	<input type="checkbox"/>
21.	User Group (e.g., SAS User Group) with regular brown bag meetings at the library	<input type="checkbox"/>	<input type="checkbox"/>	<input type="checkbox"/>	<input type="checkbox"/>
22.	One-on-one consulting support for KSU-licensed statistical and qualitative software packages	<input type="checkbox"/>	<input type="checkbox"/>	<input type="checkbox"/>	<input type="checkbox"/>
23.	Assistance in selecting the appropriate statistical packages	<input type="checkbox"/>	<input type="checkbox"/>	<input type="checkbox"/>	<input type="checkbox"/>
24.	Guest speaker colloquium series with lectures on statistical and qualitative analysis procedures	<input type="checkbox"/>	<input type="checkbox"/>	<input type="checkbox"/>	<input type="checkbox"/>
25.	Assistance getting data into analyzable format.	<input type="checkbox"/>	<input type="checkbox"/>	<input type="checkbox"/>	<input type="checkbox"/>

26. Please select the primary role in which you use or would use statistical/qualitative software and support services.

- ☐ Tenured Faculty
- ☐ Tenure Track Faculty
- ☐ Non-tenure Track Faculty
- ☐ Administrative/Professional Staff
- ☐ Postdoctoral/Visiting Faculty
- ☐ Doctoral Student
- ☐ Masters Student
- ☐ Undergraduate Student

27. If you are a student, what is your major?

28. If you are faculty or administrative/professional staff, in what department do you spend the majority of your time?

29. Please include any additional comments about statistical and qualitative software and support services.

30. If you want to be notified when the results of this survey are available, please provide your e-mail.

